

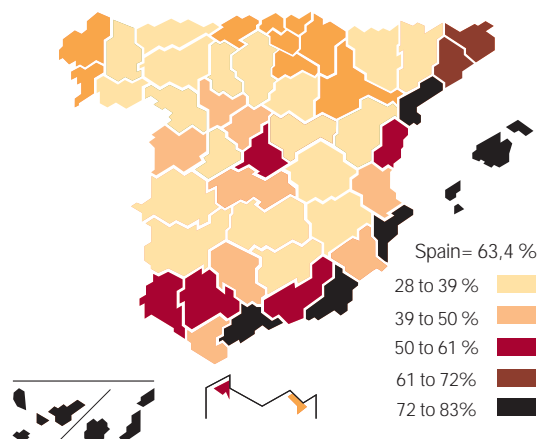


Tourism

Overnight Stays at Hotels. 1998

	Guests			Nights			Occupancy	Average stay
	Total	Spaniards	Foreigners	Total	Spaniards	Foreigners		
Total	45.781.775	25.582.823	20.198.952	178.355.712	66.552.436	111.803.276	63,41	3,90
January	2.120.497	1.315.921	804.576	7.597.124	3.055.935	4.541.189	44,59	3,58
February	2.479.831	1.576.530	903.301	8.567.160	3.585.774	4.981.385	52,63	3,45
March	3.163.873	1.939.933	1.223.939	10.691.947	4.629.843	6.062.104	55,91	3,38
April	3.998.560	2.249.178	1.749.381	13.429.032	5.796.419	7.632.613	60,84	3,36
May	4.491.571	2.179.428	2.312.143	16.963.253	5.158.896	11.804.357	61,20	3,78
June	4.455.473	2.264.036	2.191.436	18.709.302	5.713.956	12.995.346	66,41	4,20
July	4.940.251	2.604.463	2.335.788	22.322.939	7.849.231	14.473.707	74,06	4,52
August	5.473.512	3.012.251	2.461.261	25.664.414	10.251.982	15.412.432	84,89	4,69
September	5.038.851	2.647.012	2.391.838	21.140.783	7.357.544	13.783.239	72,75	4,20
October	4.259.193	2.291.857	1.967.337	16.292.931	5.441.245	10.851.686	61,08	3,83
November	2.813.351	1.814.421	998.930	8.899.445	4.005.497	4.893.948	52,03	3,16
December	2.546.813	1.687.792	859.020	8.077.382	3.706.114	4.371.269	45,75	3,17

Occupancy rate by bed-places




	Guests	Nights
SPAIN	45.781.775	178.355.712
Andalusia	8.981.298	29.238.909
Aragon	1.385.473	2.893.274
Asturias (Princ. of)	814.500	1.726.711
Balearic (Islands)	5.648.155	46.349.372
Canary Islands	3.047.361	24.437.652
Cantabria	706.569	1.742.196
Castile & León	2.621.988	4.065.723
Castile-La Mancha	1.311.008	1.975.963
Catalonia	7.525.014	28.164.360
Comm. Valencia	3.336.224	16.398.606
Extremadura	812.550	1.268.843
Galicia	1.839.754	4.124.988
Madrid (Comm. of)	5.045.036	9.891.482
Murcia (Region of)	614.353	2.204.495
Navarre (Comm. of)	359.359	661.477
Basque Country	1.313.295	2.404.601
Rioja (La)	300.238	549.637
Ceuta & Melilla	119.599	257.422

For further information:

- *INE figures. Guest Staying at Hotels provisional data* (monthly publication).
- *Guest Staying at Hotels* (annual electronic publication).
- *Monthly Statistical Bulletin*.

Occupancy at camp sites. 1998



Overnight stays at hotels. 1997
(Millions)

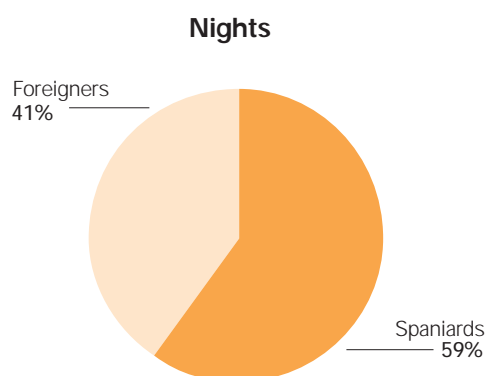
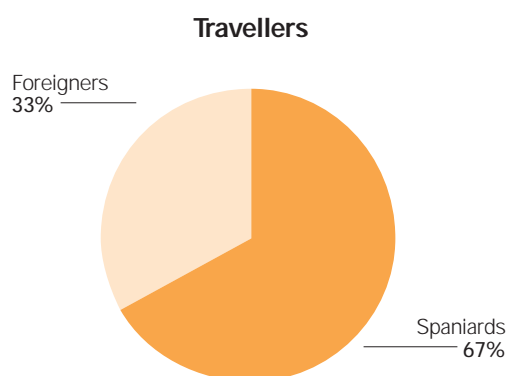
UE-15	1134
Germany	173
Austria	69
Belgium	13
Denmark	11
Spain	167
Finland	12
France	153
Greece	53
Ireland	19
Italy	205
Luxembourg	1
Netherlands	21
Portugal	29
U. Kingdom	183
Sweden	19

	Travelers		Nights	
	Spaniards	Foreigners	Spaniards	Foreigners
SPAIN	2.927.533	1.440.250	13.157.926	8.995.687
Andalusia	482.753	211.240	1.610.349	830.682
Aragon	142.994	71.488	406.258	167.306
Asturias (Princ. of)	115.728	21.055	399.176	47.607
Balearic (Islands)	11.075	7.197	31.015	43.409
Canary Islands ¹	-	-	-	-
Cantabria	127.196	49.345	558.988	144.229
Castile & León	164.497	90.247	533.258	126.883
Castile-La Mancha	66.619	25.550	176.809	43.757
Catalonia	948.784	640.169	5.770.387	5.387.369
Comm. of Valencia	336.456	150.529	1.857.569	1.641.080
Extremadura	49.304	9.195	128.029	17.255
Galicia	110.530	36.316	499.812	80.078
Madrid (Comm. of)	149.221	31.598	326.750	57.685
Murcia (Region of)	84.130	21.327	424.917	244.729
Navarre (Comm. of)	24.005	10.250	64.473	25.630
Basque Country	56.260	56.013	162.176	121.688
Ceuta & Melilla ²	0	0	0	0

1 In this community the survey is not done, it has only one establishment.

2 The survey is not done in these autonomous cities as there are no establishments there.

Occupancy at camp sites



For further information:

- *INE Figures. Guest Staying at Camp Sites.* (annual electronic publication)
- *Guest Staying at Camp Sites.* (annual electronic publication)
- *Hotel companies structure survey. 1996*