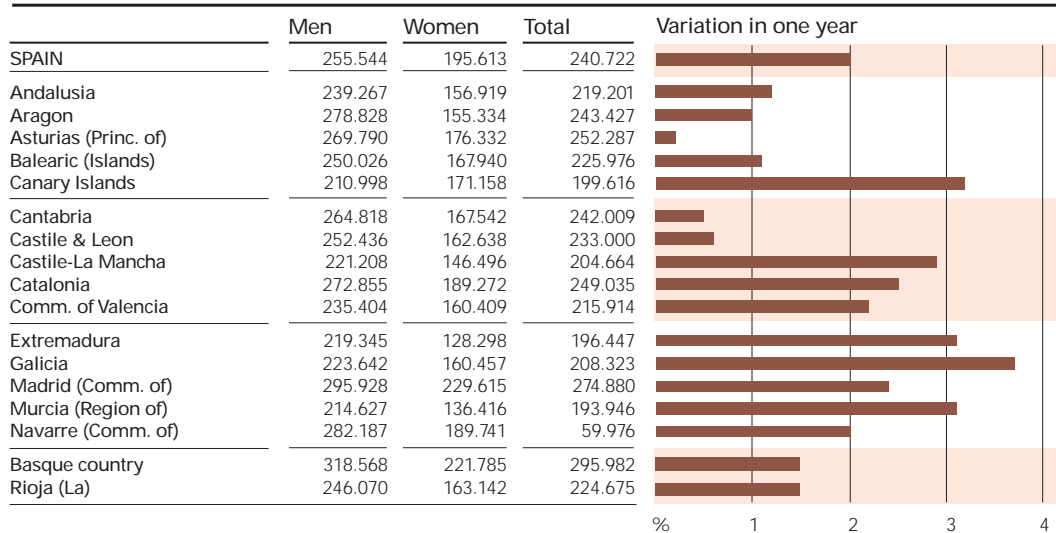




# Labour market

## Average monthly earnings per worker in industry and services. 4th quarter 1998

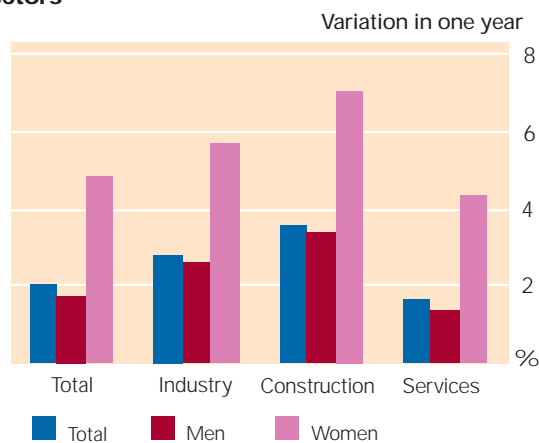
Total pay including overtime (pesetas)



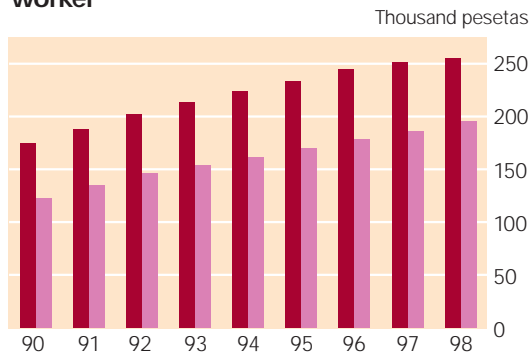
## Average monthly earning per worker per sectors

Total pay including overtime (pesetas)

	Men	Women	Ratio Women/Men
TOTAL	255.544	195.613	76,5
Employees	342.026	227.402	66,5
Workers	198.637	143.991	72,5
INDUSTRY	276.771	202.459	73,2
Employees	396.999	260.223	65,5
Workers	230.234	160.469	69,7
CONSTRUCTION	206.817	193.945	93,8
Employees	318.648	199.759	62,7
Workers	181.998	143.971	79,1
SERVICES	255.557	191.567	75,0
Employees	322.307	220.525	68,4
Workers	168.753	126.877	75,2



## Evolution of average monthly earning per worker



### For further information:

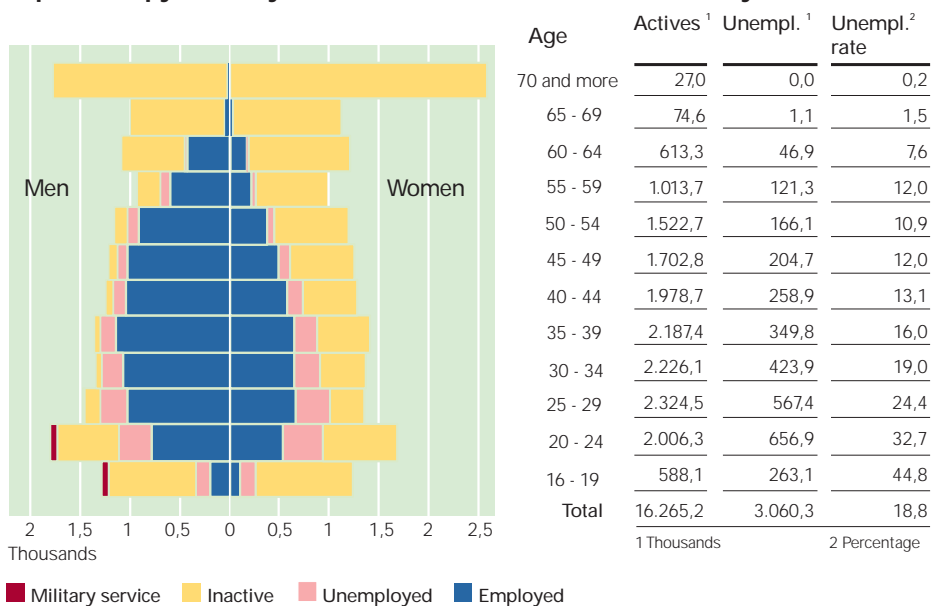
- *INE figures. Industry and Services Wages Survey* (quarterly publication)
- *Industry and Services Wages Survey* (quarterly and annual electronic publication)
- *Monthly Statistical Bulletin* (monthly publication)
- *Quarterly Bulletin on the Economic Situation* (quarterly publication)
- **TEMPUS** data bank: over 5.800 series.

## Labour market

### Labour Force Survey (LFS). 1998

	Active population. Thousands						Unem- ployed	Activity rate	Unemploy- ment rate
	Total	Employed				Services			
		Total	Agricul- ture	Industry	Cons- truction				
SPAIN	16.265,2	13.204,9	1.060,6	2.708,0	1.307,1	8.129,3	3.060,3	49,99	18,82
Andalusia	2.779,4	1.961,0	252,0	256,2	201,9	1.250,9	818,5	48,70	29,45
Aragon	487,7	432,3	42,8	109,8	31,4	248,3	55,5	48,97	11,37
Asturias (Princ. of)	389,4	315,2	33,4	63,1	37,5	181,1	74,3	42,42	19,07
Balearic (Islands)	323,3	287,4	7,1	32,5	33,8	214,0	35,9	54,12	11,12
Canary Islands	667,3	542,0	37,0	41,8	64,7	398,5	125,3	52,28	18,78
Cantabria	210,2	171,9	17,6	36,1	19,9	98,2	38,3	47,36	18,22
Castile & León	988,7	810,5	100,1	153,4	83,3	473,7	178,2	46,83	18,04
Castile-La Mancha	655,8	543,9	69,4	105,3	78,3	290,8	111,9	47,31	17,06
Catalonia	2.701,0	2.312,7	79,9	670,5	215,4	1.346,9	388,3	53,06	14,38
Comm. of Valencia	1.653,3	1.375,8	78,6	359,3	128,3	809,6	277,5	50,90	16,79
Extremadura	408,8	290,3	46,5	29,2	38,5	176,2	118,5	47,04	28,98
Galicia	1.110,5	917,9	181,7	162,5	98,1	475,5	192,6	48,03	17,34
Madrid (Comm. of)	2.179,7	1.811,0	18,9	318,4	150,6	1.323,0	368,7	52,13	16,92
Murcia (Region of)	446,5	369,0	48,7	66,4	36,8	217,0	77,5	51,16	17,35
Navarre (Comm.of)	226,6	203,9	19,6	62,3	16,1	105,9	22,7	51,08	10,03
Basque country	882,9	730,8	17,9	210,8	61,3	440,8	152,1	50,20	17,23
Rioja (La)	100,1	88,9	9,0	28,4	8,7	42,9	11,2	45,81	11,18
Ceuta & Melilla	53,8	40,4	0,2	1,7	2,5	36,0	13,4	52,40	24,85

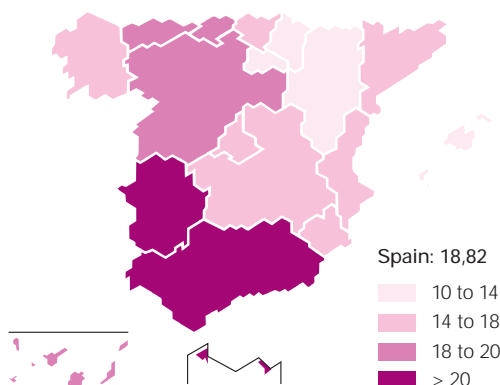
### Population pyramid by its relation with the economic activity



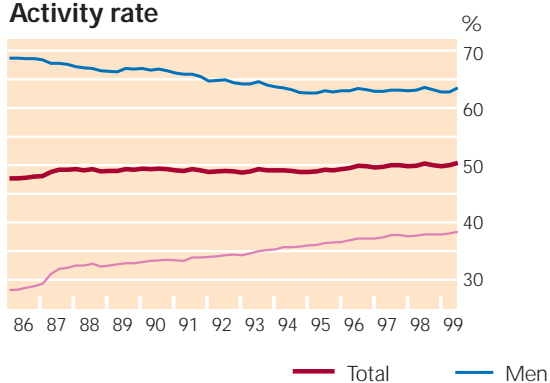
## Employed by professional situation Thousands

TOTAL	13.204,9
Self-employed	3.026,2
Employer	692,3
Businessman without employees or independent worker	1.876,2
Member of a cooperative	82,4
Family help	375,3
Wage earner	10.156,6
Wage earner public sector	2.225,1
Wage earner private sector	7.931,5
Other situation	22,1

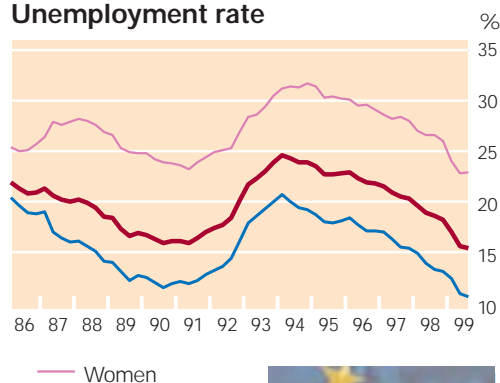
## Unemployment rate



## Activity rate



## Unemployment rate



### Unemployment rate

	1997	1998
UE-15	10,8	10,2
Germany	9,9	9,8
Austria	5,1	5,5
Belgium	9,0	9,3
Denmark	5,4	5,0
Spain	20,9	18,9
Finland	15,0	13,2
France	12,6	12,1
Greece	9,6	10,8
Ireland	10,2	-
Italy	12,4	12,4
Luxembourg	2,5	2,8
Netherlands	5,5	4,4
Portugal	6,6	4,7
U. Kingdom	7,1	6,2
Sweden	10,4	8,9

Source: Labour Force Survey (LFS)  
EUROSTAT

### Terms used:

**Employed:** anyone aged 16 or more who was working against retribution during the reference week; or who had a job and was temporarily absent on sick leave, holidays, etc...

**Unemployed:** anyone aged 16 or more who had no job, was available and was looking for work during the reference week.

**Population counted separately:** anyone doing military or substitute community service.

**Inactive:** anyone aged 16 or more not included in the categories mentioned above.

### For further information

- *INE figures, Labour force survey* (Quarterly publication)
- *Labour force survey. Principal results* (Quarterly publication)
- *Labour force survey. Detailed results* (Quarterly publication)
- *Labour force survey. Annual tables* (Annual publication)
- *Labour force survey. Migrations* (Annual publication)
- *Labour force survey. Flow statistics* (Biennial publication)
- Anonymous microdata files
- **TEMPUS** Data bank : over 30,000 series since 1964