



Foreign sector

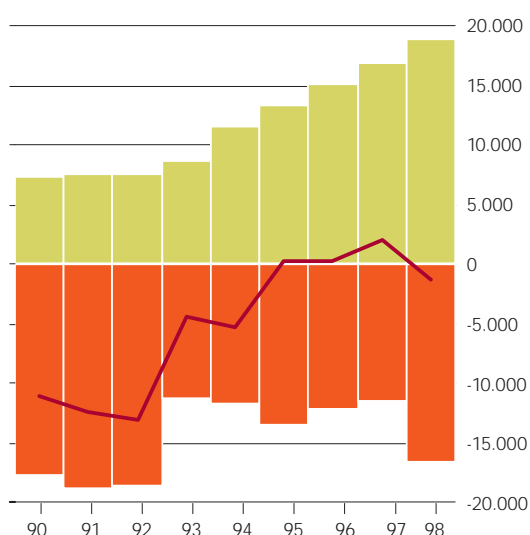
Balance of payments. 1998

Euro millions

	Balance	Receipts	Payments
Current account	-1.268,7	167.024,5	168.293,2
Goods	-16.675,8	98.484,6	115.160,4
Services	18.990,5	43.972,9	24.982,4
-Tourism and travel	22.302,4	26.793,4	4.491,0
Revenue	-6.746,3	13.027,5	19.773,8
-Investments Income	-6.750,8	12.750,5	19.501,3
Current transfers	3.162,9	11.539,5	8.376,7
Capital account	5.623,7	6.363,1	739,4
	CI-CA	Net changes in liabilities (CI)	Net changes in assets (CA)
Financial account	-989,8	65.681,5	66.671,3
Spanish investments abroad	-57.293,4	-	57.293,4
Foreign investments in Spain	25.505,6	25.505,6	-
Other investment	18.550,4	40.175,9	21.625,6
Reserves assets	12.247,7	-	-12.247,7

Trend in Current Account

Euro millions

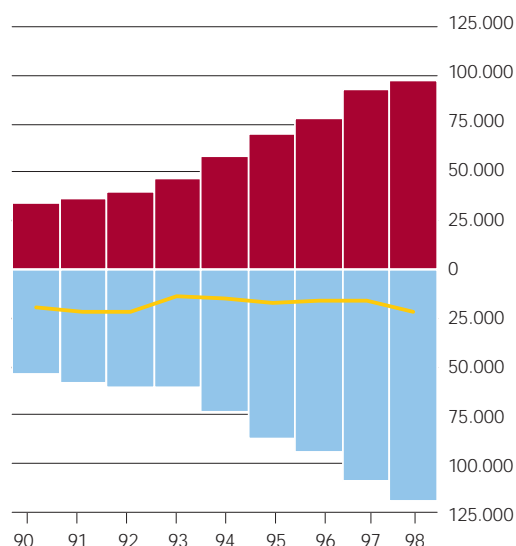


■ Services account ■ Goods account

— Current account balance

Trend in Foreign trade

Euro millions



■ Imports

■ Exports

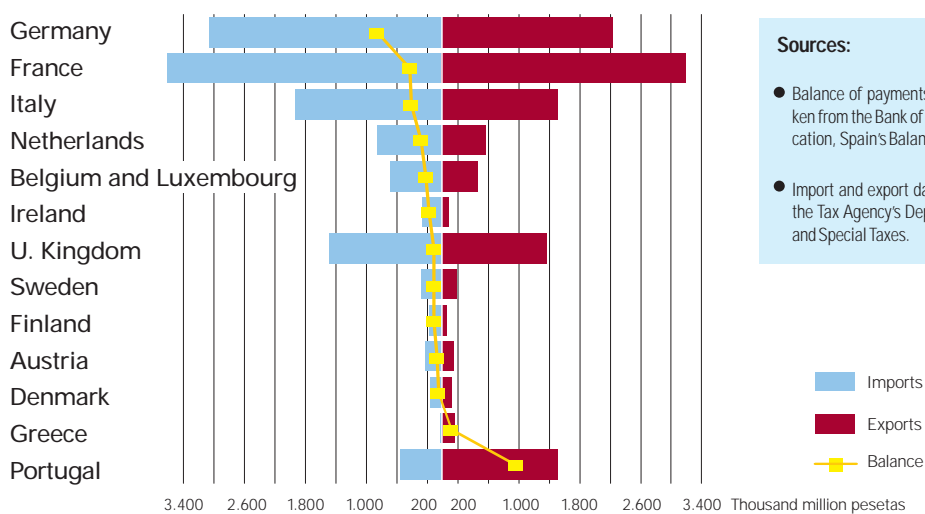
— Foreign trade balance

Imports and exports. 1998

Thousand million pesetas

	Balance	Exports	Imports
Economic use of goods			
Total	-3.548,4	16.289,6	19.838,0
Consumer goods	1.479,7	6.654,2	5.174,6
-Food, beverages and tobacco	656,7	2.052,9	1.396,1
-Cars	986,0	2.425,8	1.439,9
-Energy products	26,8	37,1	10,3
-Others	-189,8	2.138,4	2.328,3
Intermediate goods	-3.907,5	7.298,8	11.206,3
-Agriculture, forestry and fishing products	-308,9	290,9	599,8
-Intermediate energy products	-946,2	328,2	1.274,4
-Intermediate industrial products	-2.652,4	6.679,8	9.332,1
Investment goods	-1.120,6	2.336,5	3.457,1
-Machinery and other equipment goods	-1.181,9	1.298,5	2.480,5
-Transport material	274,4	846,5	572,1
-Others	-213,1	191,5	404,6
Geographic areas			
Total	-3.548,4	16.289,6	19.838,0
European Union	-1.712,9	11.576,8	13.289,7
Rest of Europe	139,8	1.086,7	946,9
United States and Canada	-485,1	759,1	1.244,2
Central and South America	307,5	1.080,9	773,4
Asia	-1.613,9	928,6	2.542,5
-Japan	-456,9	148,6	605,5
Africa	-367,0	601,8	968,8
Oceania	0,5	72,9	72,4
Others	182,7	182,8	0,1

Breakdown of trade between Spain and other EU countries



Sources:

- Balance of payments data have been taken from the Bank of Spain's annual publication, Spain's Balance of Payments
- Import and export data were supplied by the Tax Agency's Department of Customs and Special Taxes.