



Elections

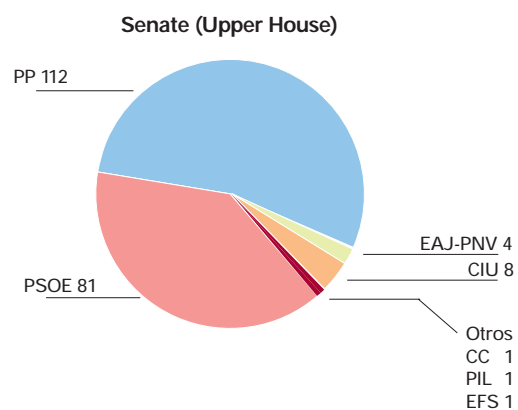
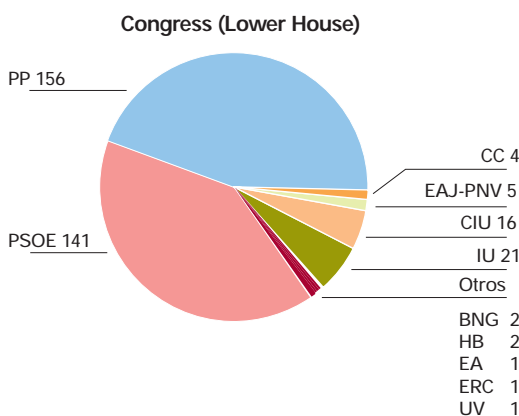
Municipal elections of June 13, 1999

| | Electors with a right to vote | | | | Electors (P) | Participation % |
|----------------------|-------------------------------|---------------------------|-------------------------|-------------------------------------------|--------------|-----------------|
| | Total | Spaniards living in Spain | Spaniards living abroad | EU and Norwegian citizens living in Spain | | |
| SPAIN | 33.832.528 | 32.873.743 | 887.513 | 71.272 | 21.461.497 | 63,4 |
| Andalusia | 5.891.732 | 5.760.809 | 117.032 | 13.891 | 3.768.309 | 64,0 |
| Aragon | 1.018.352 | 999.779 | 17.900 | 673 | 660.344 | 64,8 |
| Asturias (Princ. of) | 980.036 | 933.708 | 45.651 | 677 | 620.005 | 63,3 |
| Balearic Islands | 646.030 | 632.484 | 6.902 | 6.644 | 372.316 | 57,6 |
| Canary Islands | 1.374.096 | 1.331.063 | 36.330 | 6.703 | 824.807 | 60,0 |
| Cantabria | 465.468 | 452.103 | 13.018 | 347 | 319.466 | 68,6 |
| Castile & León | 2.185.748 | 2.110.267 | 73.948 | 1.533 | 1.483.322 | 67,9 |
| Castiea-La Mancha | 1.413.559 | 1.394.761 | 18.241 | 557 | 1.057.782 | 74,8 |
| Catalonia | 5.287.977 | 5.193.562 | 84.486 | 9.929 | 2.940.981 | 55,6 |
| Comm. of Valencia | 3.362.214 | 3.300.004 | 44.584 | 17.626 | 2.295.145 | 68,3 |
| Extremadura | 875.747 | 855.851 | 19.529 | 367 | 651.038 | 74,3 |
| Galicia | 2.530.467 | 2.283.493 | 244.246 | 2.728 | 1.568.616 | 62,0 |
| Madrid (Comm. of) | 4.286.359 | 4.177.636 | 102.200 | 6.523 | 2.591.232 | 60,5 |
| Murcia (Region of) | 911.918 | 894.863 | 16.078 | 977 | 616.300 | 67,6 |
| Navarra (Comm. of) | 462.113 | 451.275 | 10.485 | 353 | 299.683 | 64,9 |
| Basque Country | 1.809.174 | 1.779.716 | 27.910 | 1.548 | 1.172.333 | 64,8 |
| Rioja (La) | 229.581 | 224.097 | 5.337 | 147 | 157.624 | 68,7 |
| Ceuta | 54.576 | 53.197 | 1.375 | 4 | 33.556 | 61,5 |
| Melilla | 47.381 | 45.075 | 2.261 | 45 | 28.638 | 60,4 |

(P) Provisional data

General elections. 1996

Seats distribution



PP (Popular Party)
 PSOE (Spanish Socialist Workers Party)
 IU (United Left)
 CIU (Convergence and Union)
 EAJ-PNV (Eusko Alderdi Jeltzalea-Basque Nationalist Party)
 CC (Canary Coalition)
 EFS (Grouping of voters "Eivissa i Formentera al Senat")

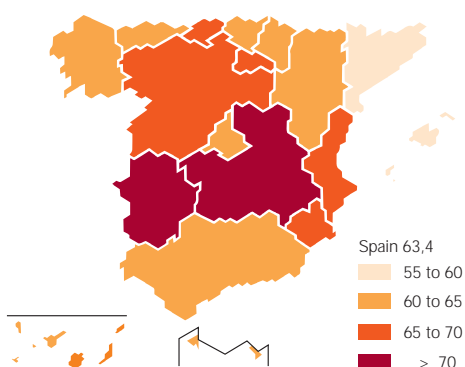
BNG (Galician Nationalists Bloc)
 HB (Herri Batasuna)
 EA (Eusko Alkartasuna)
 ERC (Republican Left of Catalonia)
 UV (Valencian Union)
 PIL (Independists Party of Lanzarote)

Elections to the European Parliament of June 13, 1999

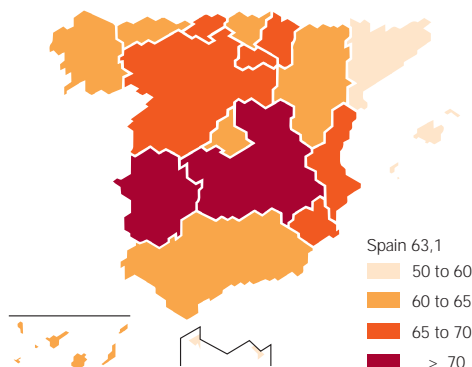
| | Electors with a right to vote | | | | Electors | Participation % |
|----------------------|-------------------------------|---------------------------|-------------------------|-----------------------------|------------|-----------------|
| | Total | Spaniards living in Spain | Spaniards living abroad | EU citizens living in Spain | | |
| SPAIN | 33.816.379 | 32.872.169 | 879.217 | 64.993 | 21.334.125 | 63,1 |
| Andalusia | 5.888.155 | 5.760.604 | 115.257 | 12.294 | 3.748.174 | 63,7 |
| Aragon | 1.017.995 | 999.737 | 17.623 | 635 | 654.487 | 64,3 |
| Asturias (Princ. of) | 979.377 | 933.677 | 45.045 | 655 | 621.075 | 63,4 |
| Balearic Islands | 645.460 | 632.461 | 6.831 | 6.168 | 367.947 | 57,0 |
| Canary Islands | 1.373.362 | 1.330.996 | 36.250 | 6.116 | 826.012 | 60,1 |
| Cantabria | 465.281 | 452.073 | 12.886 | 322 | 315.979 | 67,9 |
| Castile & León | 2.184.959 | 2.110.179 | 73.327 | 1.453 | 1.468.245 | 67,2 |
| Castile-La Mancha | 1.413.209 | 1.394.729 | 17.945 | 535 | 1.055.599 | 74,7 |
| Catalonia | 5.285.935 | 5.193.243 | 83.566 | 9.126 | 2.899.259 | 54,8 |
| Comm. of Valencia | 3.359.528 | 3.299.836 | 43.936 | 15.756 | 2.285.576 | 68,0 |
| Extremadura | 875.399 | 855.812 | 19.243 | 344 | 649.193 | 74,2 |
| Galicia | 2.529.323 | 2.283.356 | 243.391 | 2.576 | 1.539.370 | 60,9 |
| Madrid (Comm. of) | 4.284.635 | 4.177.417 | 101.164 | 6.054 | 2.605.318 | 60,8 |
| Murcia (Region of) | 911.647 | 894.837 | 15.875 | 935 | 616.326 | 67,6 |
| Navarre (Comm. of) | 461.969 | 451.243 | 10.377 | 349 | 301.383 | 65,2 |
| Basque Country | 1.808.666 | 1.779.621 | 27.561 | 1.484 | 1.167.867 | 64,6 |
| Rioja (La) | 229.552 | 224.087 | 5.320 | 145 | 156.683 | 68,3 |
| Ceuta | 54.557 | 53.194 | 1.359 | 4 | 31.269 | 57,3 |
| Melilla | 47.370 | 45.067 | 2.261 | 42 | 24.363 | 51,4 |

Participation %, June 13, 1999

Municipal elections



Elections to the European Parliament



For more information:

Activities of the Electoral Census office:

- General elections and elections to the Parliament of Andalusia 1996
- Elections to the Parliament of Galicia 1997
- Elections to Basque Parliament 1998